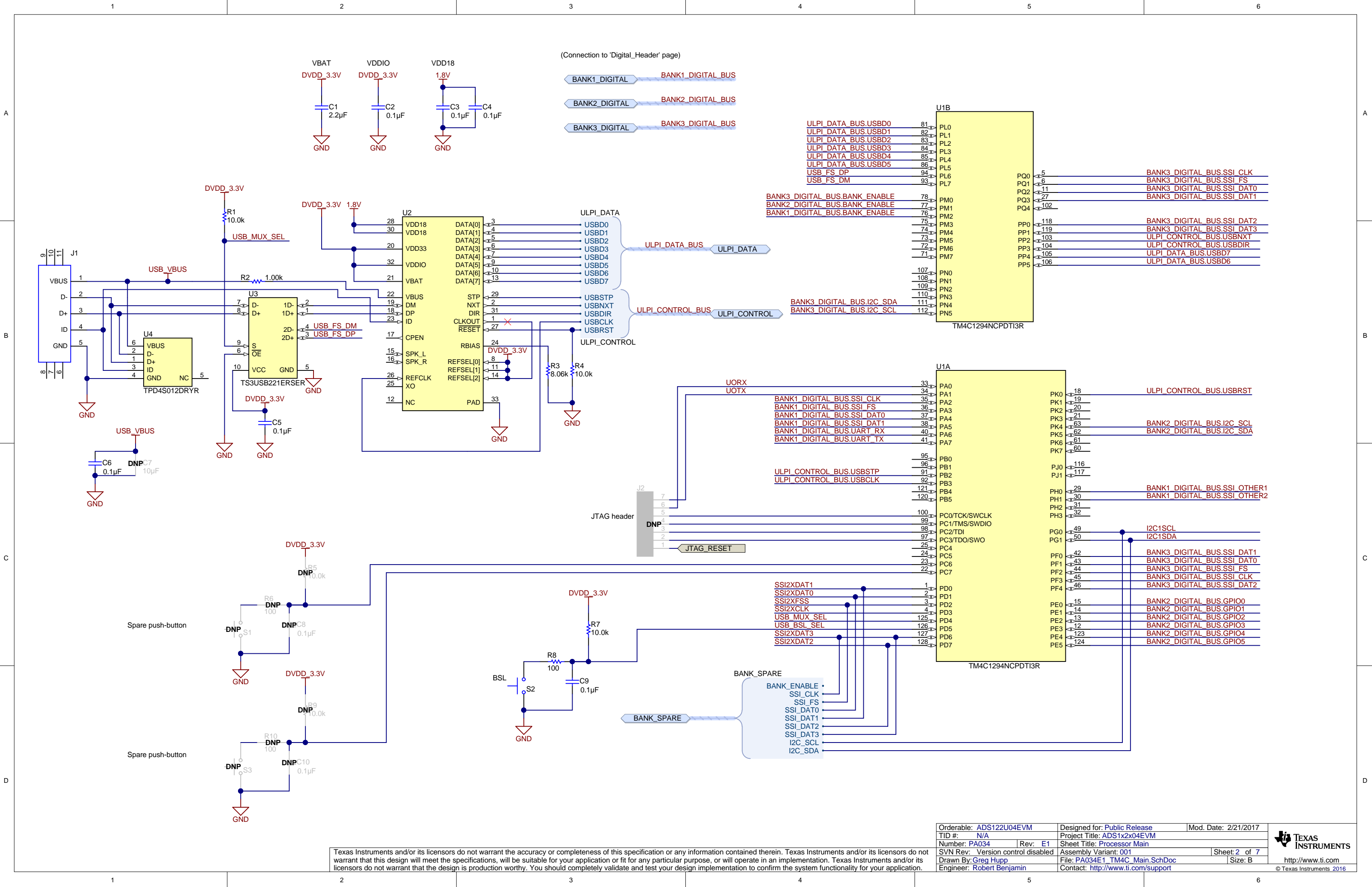


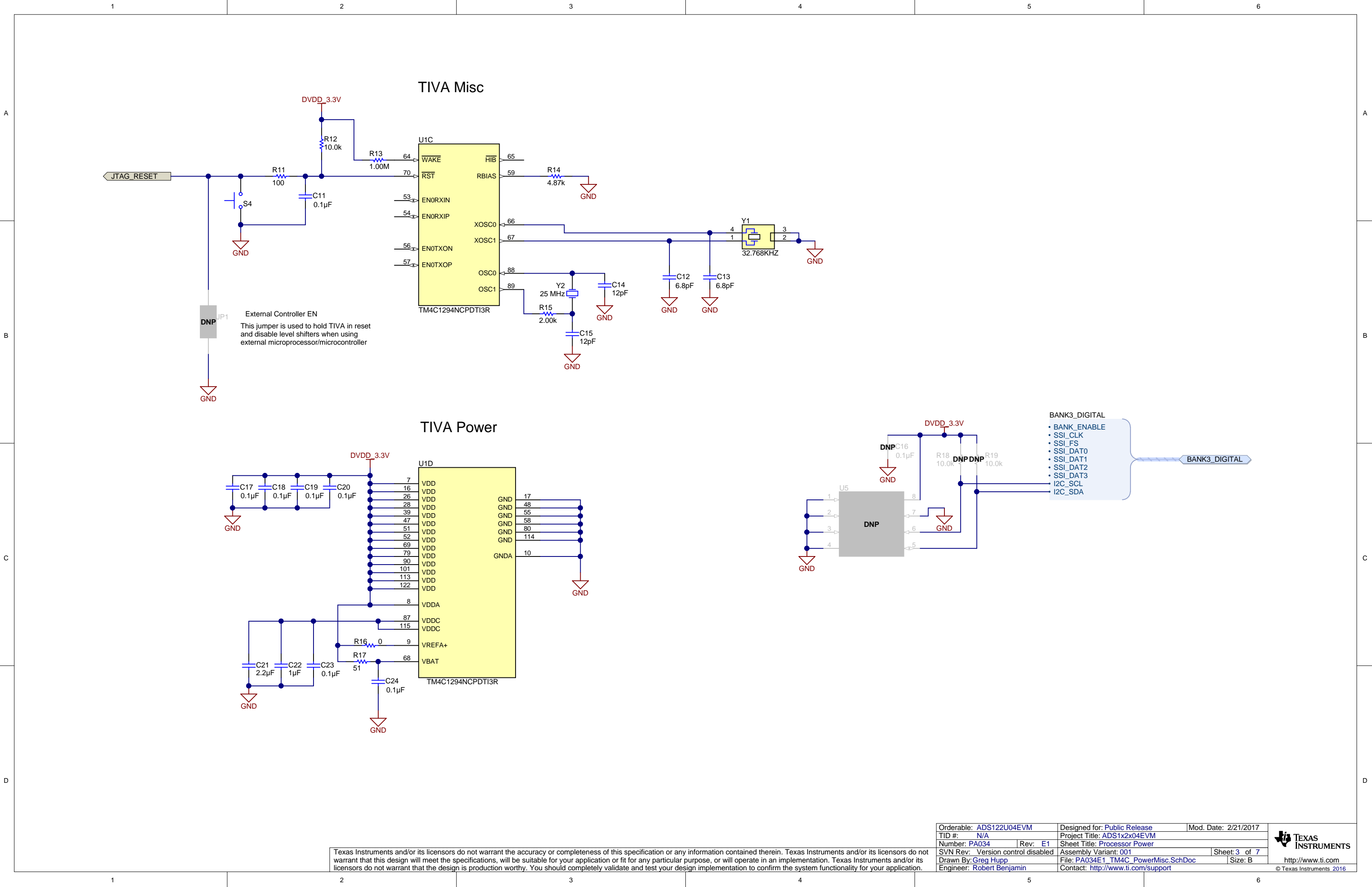
Texas Instruments and/or its licensors do not warrant the accuracy or completeness of this specification or any information contained therein. Texas Instruments and/or its licensors do not warrant that this design will meet the specifications, will be suitable for your application or fit for any particular purpose, or will operate in an implementation. Texas Instruments and/or its licensors do not warrant that the design is production worthy. You should completely validate and test your design implementation to confirm the system functionality for your application.

Orderable: ADS122U04EVM	Designed for: Public Release	Mod. Date: 3/16/2017
TID #: N/A	Project Title: ADS1x2x04EVM	
Number: PA034	Rev: E1	Sheet Title: ADS1x2x04 Input
SVN Rev: Version control disabled	Assembly Variant: 001	Sheet: 1 of 7
Drawn By: Robert Benjamin	File: PA034E1_ADC.SchDoc	Size: B
Engineer: Robert Benjamin	Contact: http://www.ti.com/support	



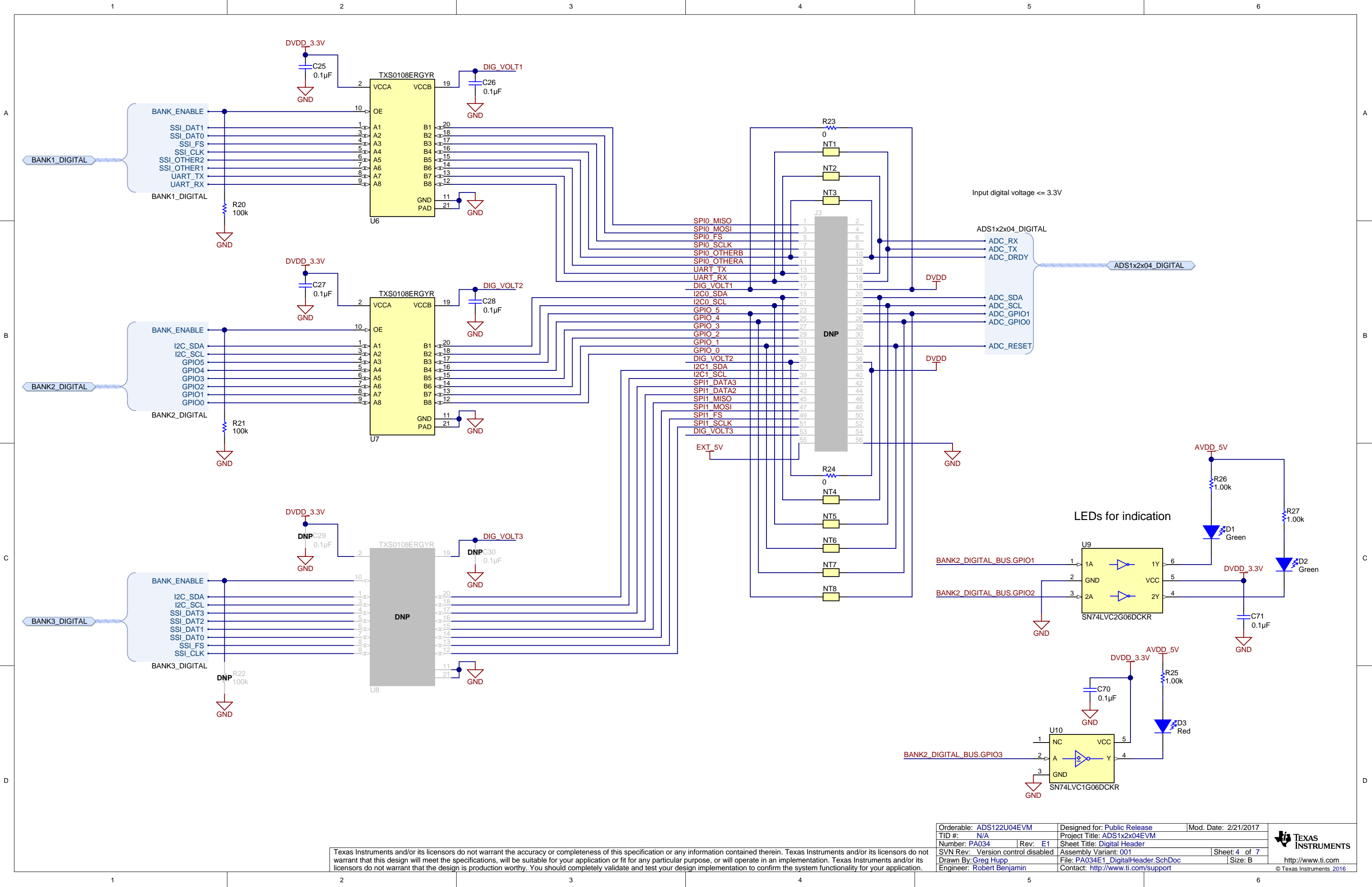
Texas Instruments and/or its licensors do not warrant the accuracy or completeness of this specification or any information contained therein. Texas Instruments and/or its licensors do not warrant that this design will meet the specifications, will be suitable for your application or fit for any particular purpose, or will operate in an implementation. Texas Instruments and/or its licensors do not warrant that the design is production worthy. You should completely validate and test your design implementation to confirm the system functionality for your application.

Orderable: ADS122U04EVM	Designed for: Public Release	Mod. Date: 2/21/2017
TID #: N/A	Project Title: ADS1x2x04EVM	
Number: PA034	Rev: E1	Sheet Title: Processor Main
SVN Rev: Version control disabled	Assembly Variant: 001	Sheet: 2 of 7
Drawn By: Greg Hupp	File: PA034E1_TM4C_Main.SchDoc	Size: B
Engineer: Robert Benjamin	Contact: http://www.ti.com/support	



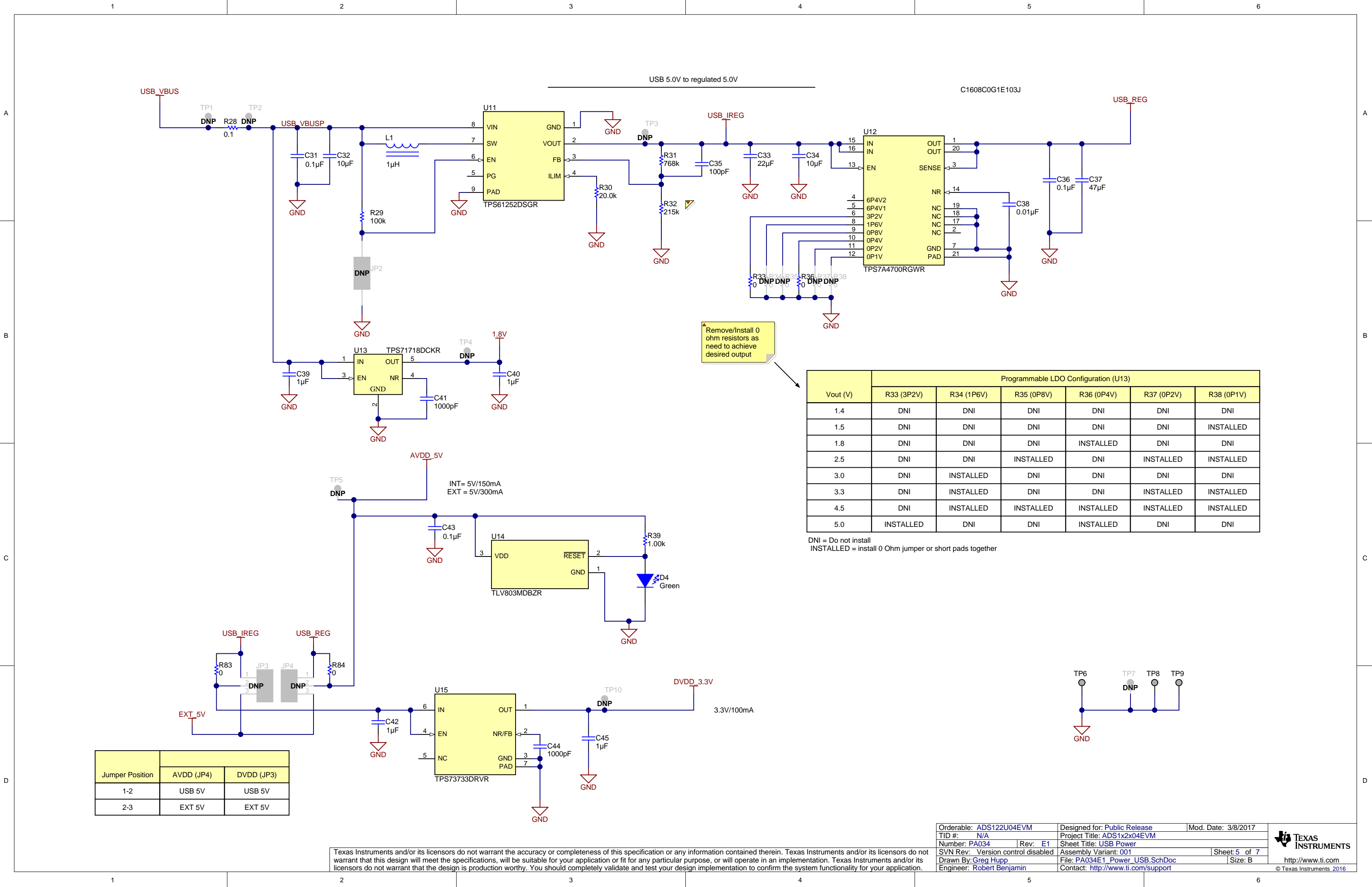
Texas Instruments and/or its licensors do not warrant the accuracy or completeness of this specification or any information contained therein. Texas Instruments and/or its licensors do not warrant that this design will meet the specifications, will be suitable for your application or fit for any particular purpose, or will operate in an implementation. Texas Instruments and/or its licensors do not warrant that the design is production worthy. You should completely validate and test your design implementation to confirm the system functionality for your application.

Orderable: ADS122U04EVM	Designed for: Public Release	Mod. Date: 2/21/2017
TID #: N/A	Project Title: ADS1x2x04EVM	
Number: PA034	Rev: E1	Sheet Title: Processor Power
SVN Rev: Version control disabled	Assembly Variant: 001	Sheet: 3 of 7
Drawn By: Greg Hupp	File: PA034E1_TM4C_PowerMisc.SchDoc	Size: B
Engineer: Robert Benjamin	Contact: http://www.ti.com/support	



Texas Instruments and/or its licensors do not warrant the accuracy or completeness of this specification or any information contained therein. Texas Instruments and/or its licensors do not warrant that this design will meet the specifications, will be suitable for your application or fit for any particular purpose, or will operate in an implementation. Texas Instruments and/or its licensors do not warrant that the design is production worthy. You should completely validate and test your design implementation to confirm the system functionality for your application.

Orderable: ADS122U04EVM	Designed for: Public Release	Mod. Date: 2/21/2017
TID #: N/A	Project Title: ADS1x2x04EVM	
Number: PA034	Rev: E1	Sheet Title: Digital Header
SVN Rev: Version control disabled	Assembly Variant: 001	Sheet: 4 of 7
Drawn By: Greg Hupp	File: PA034E1_DigitalHeader.SchDoc	Size: B
Engineer: Robert Benjamin	Contact: http://www.ti.com/support	



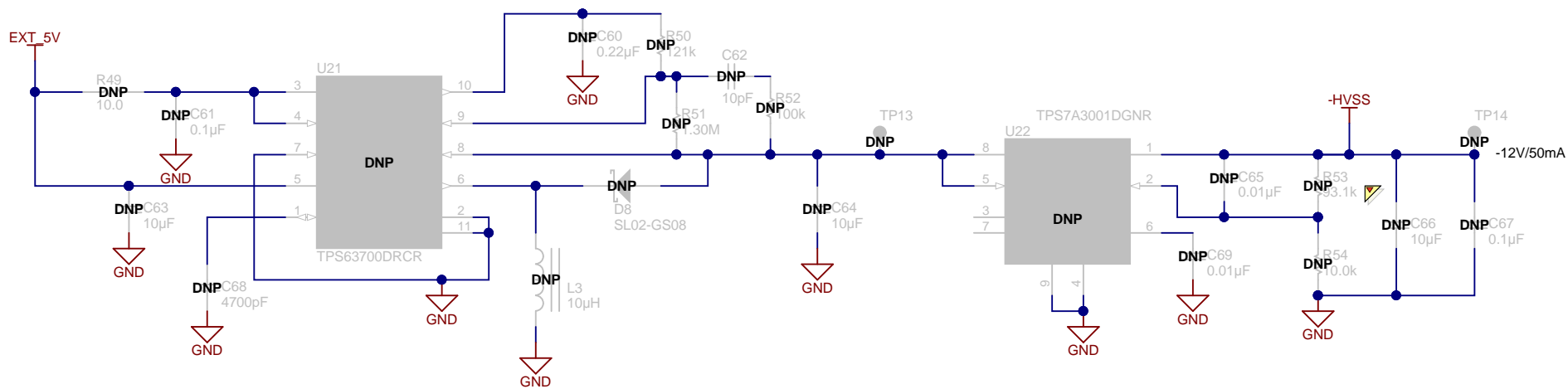
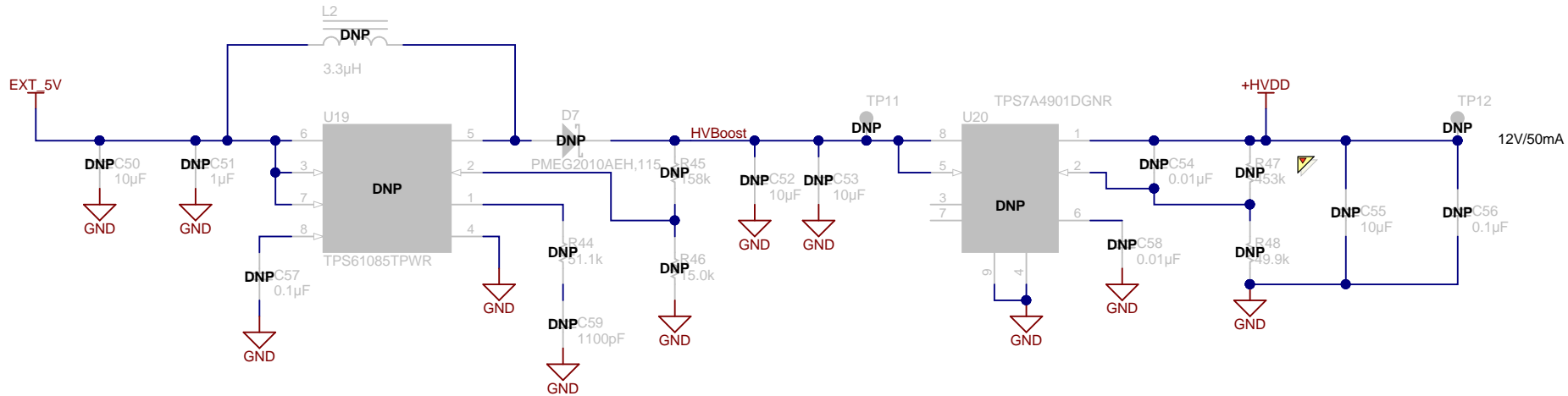
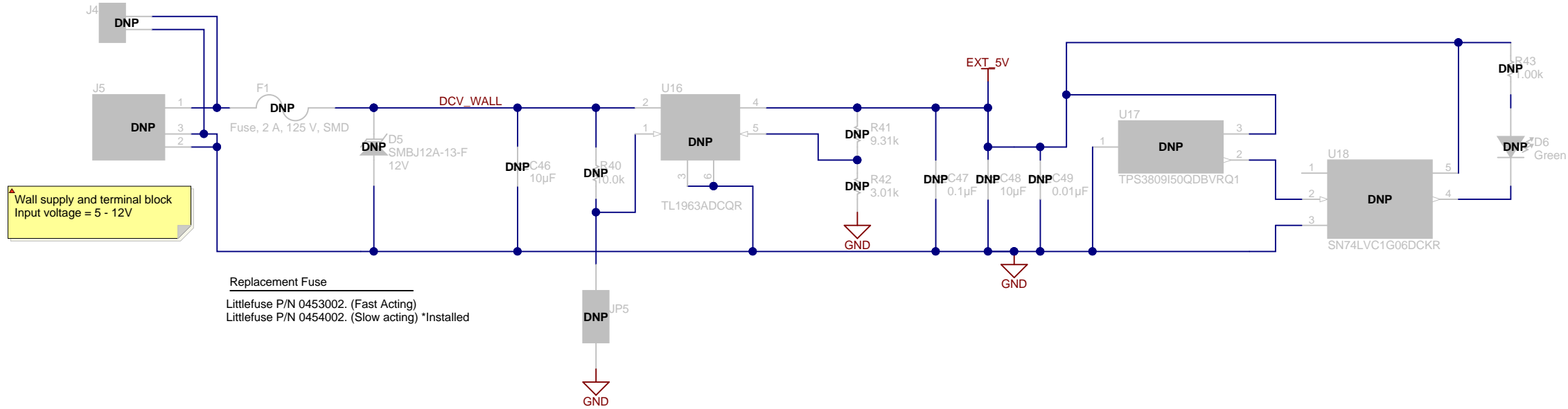
Vout (V)	Programmable LDO Configuration (U13)					
	R33 (3P2V)	R34 (1P6V)	R35 (0P8V)	R36 (0P4V)	R37 (0P2V)	R38 (0P1V)
1.4	DNI	DNI	DNI	DNI	DNI	DNI
1.5	DNI	DNI	DNI	DNI	DNI	INSTALLED
1.8	DNI	DNI	DNI	INSTALLED	DNI	DNI
2.5	DNI	DNI	INSTALLED	DNI	INSTALLED	INSTALLED
3.0	DNI	INSTALLED	DNI	DNI	DNI	DNI
3.3	DNI	INSTALLED	DNI	DNI	INSTALLED	INSTALLED
4.5	DNI	INSTALLED	INSTALLED	INSTALLED	INSTALLED	INSTALLED
5.0	INSTALLED	DNI	DNI	INSTALLED	DNI	DNI

DNI = Do not install
INSTALLED = install 0 Ohm jumper or short pads together

Jumper Position	AVDD (JP4)	DVDD (JP3)
1-2	USB 5V	USB 5V
2-3	EXT 5V	EXT 5V

Texas Instruments and/or its licensors do not warrant the accuracy or completeness of this specification or any information contained therein. Texas Instruments and/or its licensors do not warrant that this design will meet the specifications, will be suitable for your application or fit for any particular purpose, or will operate in an implementation. Texas Instruments and/or its licensors do not warrant that the design is production worthy. You should completely validate and test your design implementation to confirm the system functionality for your application.

Orderable: ADS122U04EVM	Designed for: Public Release	Mod. Date: 3/8/2017
TID #: N/A	Project Title: ADS1x2x04EVM	
Number: PA034	Rev: E1	Sheet Title: USB Power
SVN Rev: Version control disabled	Assembly Variant: 001	Sheet: 5 of 7
Drawn By: Greg Hupp	File: PA034E1_Power_USB.SchDoc	Size: B
Engineer: Robert Benjamin	Contact: http://www.ti.com/support	



Texas Instruments and/or its licensors do not warrant the accuracy or completeness of this specification or any information contained therein. Texas Instruments and/or its licensors do not warrant that this design will meet the specifications, will be suitable for your application or fit for any particular purpose, or will operate in an implementation. Texas Instruments and/or its licensors do not warrant that the design is production worthy. You should completely validate and test your design implementation to confirm the system functionality for your application.

